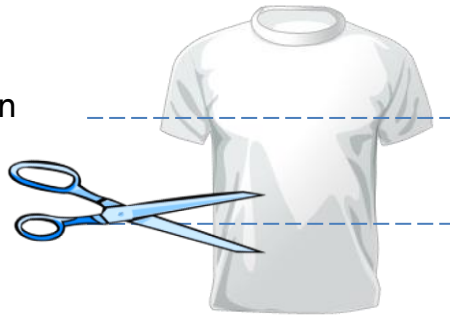
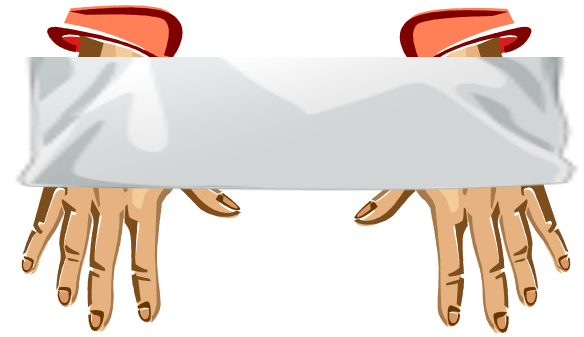


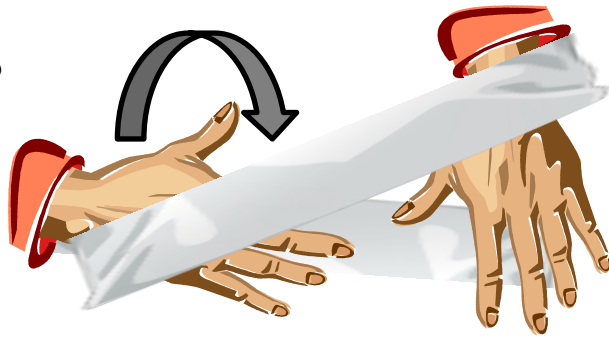
**1** Take an old adult sized t-shirt and cut it as shown to make two 'loops' of fabric. Discard the neck (top) section.



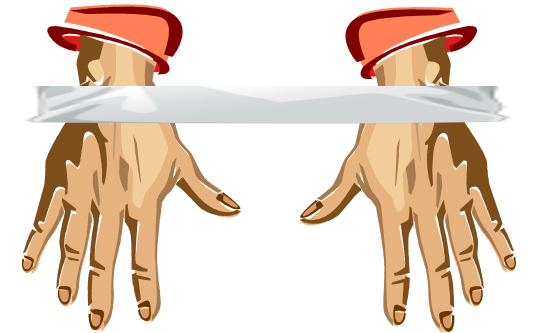
**2** Place your wrists through one of the loop sections.




**3** Twist one wrist so the loop forms a figure of 8 as below:



**4** Keep twisting until you have a loop around each wrist and a twisted 'rope' linking your wrists.



**5** Ease your hands through the loops, retaining the figure of 8 shape.



**6** Place each loop around the donkey's front legs. It will now be securely hobbled without causing pain or injury from rope or plastic.



## Six steps to a delighted donkey

Hobbling livestock is a way of life in Maun – and a legal one at that. However, according to the Cruelty To Animals Act it is illegal to “cause any unnecessary suffering ... to any animal”. This includes over-restrictive hobbling. Nylon rope shrinks as it ages, turning a humane hobble into around-the-clock agony, so we're suggesting a kinder and cheaper alternative. Just follow the six steps above to restrict how far your donkey roams, while knowing that he is healthy, happy and pain-free. Call 71 657 443 for more information.

