

Maun Animal Welfare Society: PO Box 335, Maun, Botswana
Registered Charity Number CR7388

www.maunanimalwelfare.com

www.facebook.com/4MAWS



Maun Animal Welfare Society

Volunteer Handbook

A guide to veterinary volunteering in Botswana

Contents

INTRODUCTION	3
About MAWS.....	3
Project overview.....	3
ELIGIBILITY	3
Exceptions.....	4
Documentation.....	4
BEFORE YOU ARRIVE	5
Understanding Maun	5
When to visit	5
How long to stay	6
How to get here	6
Passports and visas.....	7
Currency and costs	8
What to pack	8
Donated materials	9
Healthcare and medical insurance.....	9
Travel insurance.....	10
ON ARRIVAL.....	10
Accommodation	10
Food and beverages.....	11
Transport.....	12
Communications.....	12
Lodge visits	13
WHAT TO EXPECT	13
Clinic facilities.....	14
Clinic staff.....	15
Common diseases.....	16
Treatment.....	17
Anaesthesia procedure for surgery.....	17
Drug cupboard	17
Surgery and suture use	18
Recovery.....	19
Compromises.....	19
Testimonial	18
Sterilising instruments.....	19
ESSENTIAL NUMBERS & PEOPLE	19
WHY MAUN NEEDS MAWS.....	20
APPENDICES	23
Appendix 1: Anaesthetic Dosage Charts – Dogs	23
Appendix 2: Anaesthetic Dosage Charts – Cats	23
Appendix 3: Application Letter Template.....	24
Appendix 4: Example of an RCVS Certificate of Good Standing	25
Appendix 5: Example of RCVS Membership Certificate.....	26
Appendix 6: Donations Wishlist.....	27

INTRODUCTION

About MAWS

[Maun Animal Welfare Society](#) (MAWS) is a non-profit organisation which aims to improve the lives and health of domestic animals by providing free or low-cost veterinary services and educational programmes in and around Maun, Botswana.

We welcome vets and vet nurses year-round who travel to Maun to volunteer with us. From our purpose-built veterinary clinic in Maun we utilise our locally-raised funds to undertake routine sterilisations and administer vaccinations. We also provide life-saving emergency treatment or humane euthanasia to animals beyond help. Furthermore, we reunite, rehome and rehabilitate lost, found and stray animals and provide an emergency first-response service to injured livestock.

Our international funding allows us to conduct outreach clinics, specifically targeting rural areas where villagers live side-by-side with wildlife. Our outreach work brings vital veterinary care to remote locations and helps to prevent the transmission of rabies and canine distemper: diseases which can decimate wildlife including the endangered African Wild Dog as well as lions, leopards and cheetahs.

Our outreach work is endorsed by two internationally-recognised wildlife charities: [Botswana Predator Conservation Trust](#) and [Cheetah Conservation Botswana](#). Both organisations share MAWS' goal of controlling domestic animals so they do not encroach on or infect wildlife populations.

Project overview

The majority of volunteers' work will focus on the sterilisation of dogs and a small number of cats. Volunteers may also be asked to treat other conditions depending on what arises. When working at the Maun clinic, animals will be collected from the surrounding areas on a daily basis and temporarily kennelled until ready for surgery. No animals are operated on without permission; most are notionally owned but free-roaming.

MAWS has a dedicated operating room in its Maun clinic, but outside of the town surgery may be carried out in the field under very basic conditions. Surgery will be carried out under injectable anaesthesia. All animals receive antibiotics and pain relief and are treated for internal and external parasites.

Volunteers will be expected to work hard; days will usually be around 8 hours in length (including breaks) but may be longer/shorter depending on what cases arise. There will be days off, although some of these may be spent travelling, and there will be plenty of opportunities to see the area and enjoy the Okavango Delta.

ELIGIBILITY

Whilst we would love to be able to welcome veterinary students or recently qualified vets, conditions in Botswana can be extremely challenging. Our clinic does not use inhalable anaesthesia, and we have no X-ray facilities let alone the ability to do blood-work. Additionally, much of our work is done in the 'bush', and less experienced volunteers tend to find this a little overwhelming.

Furthermore, as a charity it is in our best interests to treat as many animals in as short a period as possible, and hence extensive surgical experience is vital.

Therefore we **usually** only accept the following (exceptions will be dealt with on a case-by-case basis):

Veterinary surgeons with a minimum of **two** years post qualification experience or proven significant experience in spaying and neutering domestic animals

Veterinary nurses with a minimum of **two** years post qualification experience

Although direct applications are possible we prefer applicants to first register with [Worldwide Veterinary Services](#), a veterinary volunteer charity which is based in the UK. WVS charges just £30 per year for membership and provides a wealth of information and support to potential volunteers, as well as removing much of the administrative burden from MAWS. WVS accepts international volunteers.

We generally prefer to host a maximum of two veterinary teams at one time (i.e. four people). However, we do make exceptions so if you wish to travel as part of a wider team, please let us know.

Exceptions

On a case-by-case basis we will occasionally admit newly-graduated/inexperienced veterinary surgeons or veterinary students to our programme. In these cases, please note the following:

Veterinary students

You will be expected to work as a vet nurse. In addition to other general duties this will involve drawing up and administering drugs, prepping animals for surgery and monitoring them during/after surgery. You will be exposed to a large volume of animals and a wide variety of health issues which will be extremely beneficial to your studies. You will also be able to work very closely with highly-trained vets and should be able to enjoy a wealth of clinical experience and opportunities to watch numerous surgeries at very close quarters. However, please note that due to licensing restrictions you will be unable to gain any hands-on surgical experience.

Inexperienced veterinary surgeons

You will be accepted to the programme to work as a veterinary nurse, and on the whole your duties will be as per the veterinary students' role above. However, as you are a licensed veterinarian we will be able to apply for permits for you to practise veterinary medicine in Botswana. This means that – at the discretion of the supervising vet – you *may* be allowed to perform surgeries or undertake other clinical duties which will build on your skills. Please note that the supervising vet must inform a MAWS member in advance of the intention to allow you to operate, and permission will only be granted after these discussions are complete.

Documentation

Volunteer veterinary surgeons must apply for a temporary veterinary licence in order to volunteer on this project. The required documents can be scanned and sent over email, and are as follows:

Veterinary qualification
RCVS Certificate (or similar)
A Certificate of Good Standing from the RCVS (or similar)
Application letter

Examples of these documents are appended to this handbook. Veterinary nurses **do not** require a temporary licence. **Please note:** documents are needed as soon as possible to ensure that they reach the Botswana government in time to obtain the correct permissions. Certified translations must be supplied if not in English.

BEFORE YOU ARRIVE

Understanding Maun

Maun comes as a culture shock to many of those who visit it. This curious little village (for despite its 70,000-strong population, Maun has not yet been bestowed 'town' status) is a strange combination of mud huts and luxury lodges; shanty shops and high-street retailers; poverty and wealth.

A frontier town for northern Botswana's huge wildlife reserves, the vast majority of the people in Maun work directly or indirectly for the country's safari industry. The unofficial colour of Maun is khaki – something you'll see for yourself when surrounded by crowds of tourists and safari employees, all dressed in shades of beige.

Maun's small expatriate population comprises people from all over the world, most of whom are employed on short-term contracts for their safari industry expertise. Nevertheless there are numerous Motswana-owned and operated safari companies and businesses, and you will find Maun is a wonderful melting pot of nationalities.

Batswana are extremely friendly by nature and are very willing to help, while a respectful *dumela* (hello) will go a long way towards encouraging a broad smile. However, there are certain cultural language differences which must be respected when working in Maun.

Swearing is generally taboo across the board in Botswana, but however provoked or cross you may be, DO NOT swear at a Motswana. Not only is this hugely offensive in the Batswana culture, but you could see your permit to work as a vet revoked by the authorities: swearing is not taken lightly.

Furthermore, never tell a Motswana that they are talking "rubbish" or being an "idiot" or "stupid". In Batswana culture this is translated literally and is taken as a direct insult. Again, not only will the Motswana in question be massively offended, but you may find yourself in a lot of unwanted and unintended trouble.

However, don't fret too much as it's very unlikely you'll ever find yourself in a position where you might have to curb your tongue. As mentioned, Botswana is a very friendly nation and 99.9% of your interactions will result in cheerful, happy and positive outcomes on both sides.

When to visit

We host volunteers all year round, but for your own comfort you may prefer to travel during specific times.

Winter – Dry Season - April to September

The days are dry, sunny, clear and warm while evening temperatures drop sharply. Day time temperatures generally reach 25° C and evening temperatures can be as low as 2° C and in some areas can plummet below freezing. Virtually no rainfall occurs during the winter months.

Summer – Rainy Season - October to March

In October the weeks preceding the coming of the rains tend to be the hottest with temperatures up to 40° C. Cloud coverage – and the arrival of the first rains towards the end of November or in early December – cools things down considerably. During the rainy period, which lasts until the end of February or early March, the days are hot and sunny in the morning with afternoon thunderstorms. Day time temperatures can rise to 38° C and night time temperatures drop to around 20° C - 25° C.

January: The middle of the rainy season comes complete with spectacular afternoon thunderstorms, high humidity and warm days (average 30°C plus) and nights (20°C plus).

February: Hot with daytime temperatures averaging above 30°C and warm nights at 20°C plus. There may be both wet and very dry spells within the month.

March: Temperatures are still warm – both day and night – but the air is drier and the rains less frequent.

April: The first signs that the season is changing – night temperatures drop to below 20°C on average but day temperatures continue to rise up to 40°C on some days. Generally the temperatures are very pleasant.

May: The rains are over and the nights are cooler with temperatures averaging 15°C. The days are still warm with temperatures up to 35°C.

June: Temperatures drop to their coldest by the end of June with night temperatures reaching as low as 0°C. Daytime temperatures rise up to a very comfortable 25°C and dusty dry conditions begin to dominate.

July: The nights are still cold but the days are marginally warmer and the weather typical of Botswana - sunny and clear with brilliant cobalt blue skies.

August: The weather is warming up with daytime peaks averaging closer to 30°C and night time averages rising to around 10°C.

September: Night temperatures rise rapidly within the month and by month end the average reaches 15°C plus and day temperatures soar well past 30°C. The sun shines, the skies are clear and it is really dry.

October: Day temperatures rise regularly above 40°C and nights are warm with averages well past 20°C.

November: Temperatures remain high both day and night until the day of the first rains – normally around mid-November.

December: The rains become more regular with thunderstorms every few days. Temperatures have cooled on average but hot days still occur and nights are still warm and humidity can rise after rain.

How long to stay

This is very much up to you. Some of our volunteers have stayed for three months or more, but we realise that not everyone is able to stay so long! Veterinary permits are available for a three month period, which can be extended for another three months if required.

We recommend volunteers stay for a minimum of two weeks. This allows plenty of time to acclimatise to both the weather and the working conditions, and affords enough time to squeeze in a quick visit to the Okavango Delta if possible.

How to get here

Volunteers are responsible for the cost of and arranging their own flights, but will be met on arrival at Maun Airport by a MAWS representative.

It is **strongly recommended** that on your international flight to Botswana you carry a change of clothing (e.g. t-shirt and underwear), any prescription medicines and your valuables (e.g. documents, camera and wallet) in your hand luggage in case of lost luggage or luggage delays from connecting international flights.

Air Botswana

The majority of flights to Maun originate in Johannesburg, South Africa ([OR Tambo Airport](#)). From here you can take an Air Botswana flight to Maun. Alternatively you can travel to the capital of Botswana, Gaborone, where you can take an internal flight with Air Botswana to Maun. www.airbotswana.co.bw

Please ensure that you leave **plenty** of time between connecting flights as Air Botswana has a poor punctuality record, especially during low season. On the days when two flights run between Johannesburg and Maun, Air Botswana is prone to combining the two flights into one, and therefore international connections may be jeopardised. Please also note that Air Botswana takes no responsibility for onward flight bookings if the tickets are not issued as through-fares (when the Air Botswana and Onward ticket is issued as one ticket).

We can tell you from experience that it is far nicer to spend several hours browsing OR Tambo Airport's Duty Free Shops than to race through the crowded airport in the hope that you make your connection – or worse, have to organise an expensive night in an airport hotel while you await the next flight. Travel insurance may cover the cost, but this does not outweigh the inconvenience.

Bus service

There is also a bus service between Johannesburg Park Station and Maun Bus Station. It is safe, comfortable and cheap but takes in excess of 15 hours.

DEP day	DEP Town	DEP Time	ARR Time	ARR Day
Tue	Jo'burg SA	10:00	03:30	Wed
Fri	Jo'burg SA	10:00	03:30	Sat
Sun	Maun BW	20:00	13:30	Mon
Wed	Maun BW	20:00	13:30	Thu

Fare: P590

Reservations: +267 392 2660

Cell: +267 76 405 970

Email: mahube@info.bw

As of July 2011 Johannesburg's [OR Tambo Airport](#) connects with Park Station via the safe [Gautrain](#) rail link (cost is R115 one-way and journey duration is approx. 20 minutes). Please contact us for further details.

Passports and visas

Nationals of most countries receive an entry visa on arrival. These include most citizens of Europe and the UK, North America, South Africa and Commonwealth countries. Please check your status before you depart and for more information please visit: www.worldtravelguide.net/botswana/passport-visa

When completing your entry form on arrival in Botswana, please state that you are a **TOURIST** and use the following details as your address while in Botswana:

c/o Mrs Virginia Keys
 2, Tau Street
 Boro Ward, Maun
 Tel: +267 71 778 806

Most flights to Botswana originate in Johannesburg, South Africa. **Please be aware that you MUST have two facing blank pages in your passport to enter South Africa.** This is very important; you WILL be refused entry if you don't meet these requirements, even if you are only transiting.

Please also note that if any of your own onward travel plans include spending time in or departing from Zambia (e.g. Livingstone Airport) then you will be required to show proof of Yellow Fever vaccination when arriving in South Africa, even if you are only in transit to your final destination.

Currency and costs

The currency of Botswana is the Pula, which means 'rain' in Setswana. At the time of writing (February 12), the exchange rate is as follows:

GBP 1	=	BWP 11.5	USD 1	=	BWP 7.5
EUR 1	=	BWP 9.6	CAD 1	=	BWP 7.4
AUD 1	=	BWP 7.7	ZAR 1	=	BWP 0.93

You will not need to bring a great deal of money with you as most of your in-country costs are covered by MAWS. However, to help you decide how much to bring, we have outlined some general costs below:

Pizza (restaurant)	BWP 60	Steak (restaurant)	BWP 70
Beer (pub)	BWP 15	Beer (liquor store)	BWP 8
Large glass of wine (pub)	BWP 18	Bottle of wine (liquor store)	BWP 40-60
Mosquito repellent	BWP 32	Soft drink can (Coke, Sprite etc)	BWP 5
Large packet crisps/chips	BWP 7	Large chocolate bar	BWP 10

Maun has several Bureau de Change offices and you should be able to change most major currencies and travellers cheques. Maun also has numerous ATMs (Barclays, FNB, Standard Bank etc.) which will dispense cash to most foreign card providers. Most supermarkets and some shops will accept debit and Visa/MasterCard credit cards (but NOT American Express).

You will not be able to change currency into Pula in your home country, so if you wish to bring cash with you we recommend US dollars or South African rand. Please note that debit and credit cards can be used in Johannesburg's OR Tambo Airport.

What to pack

Generally, casual comfortable clothing is suitable throughout the year. Layers of clothing are most practical for the fluctuating day/night temperatures of Botswana. There are no specific dress restrictions in Botswana, but please be respectful of your surroundings; relatively modest attire should be worn in rural areas.

The most practical items to pack are:

- Practical clothes to work in (e.g. scrubs)
- Long sleeves, long trousers and closed shoes to help prevent tick and mosquito bites
- Light clothing is preferable during the day especially during the summer months; e.g. t-shirts, shorts
- Light, compact raincoat is a good idea for the summer

- Fleece or sweater and a warm jacket due to colder nights during the winter season
- Comfortable walking shoes
- Natural, earthy or khaki toned clothes (to prevent any undue attention from wild animals)

Also bring:

- Sun block, lip balm, sunglasses, hat, swimsuit
- Insect repellent (extremely efficient insect repellent is also cheaply available in Maun)
- Camera, complete with South African plug adaptor
- iPod or iPhone (the clinic has an iPod docking station)
- **DRIVING LICENCE** (if you have one)

Air Botswana only allows you to bring 20 kg luggage plus 5 kg hand luggage. In peak season they are extremely strict so please ensure you double check your baggage allowance before you depart – and stick to it.

Donated materials

Many volunteers like to bring little gifts and educational supplies for the local children. While this is by no means mandatory, you may wish to look at the following website: www.banabaletsatsi.com

[Bana Ba Letsatsi](http://www.banabaletsatsi.com) is a Maun-based charity centre that supports more than 250 vulnerable, at-risk and orphaned children and youths. Some of the children which attend the centre have never been to school or dropped out early; others suffer physical and sexual abuse, abuse drugs and alcohol, work underage, beg and/or lack parental care. The centre offers a place of safety for education and counselling, providing food, medical attention, clothes, showers, training, haircuts and meeting any other needs encountered by the children.

Bana Ba Letsatsi works hand in hand with [Pack For A Purpose](#) and needs the following lightweight items: Pencil cases, pens, pencils, rulers, erasers, band aids, surgical gloves, first aid spray, paracetamol for children, cough treatment for children, eye drops, ear drops, underwear for boys and girls 6 to 16 years old, flip-flops or sandals for boys and girls 6 to 16 years old.

Alternatively you may wish to bring pens, pencils or drawing books for the many children you will encounter during your outreach work: they would also be much appreciated.

If you are able to obtain donated veterinary materials, we would also be extremely appreciative. Our current wishlist is appended to this handbook: please contact us for advice if required.

Healthcare and medical insurance

This information should be used as a guide only. **For up to date information on immunisations please consult your doctor.** You will need to allow plenty of time before travelling for your immunisations to be effective so DO NOT LEAVE THIS UNTIL THE LAST MINUTE.

Tetanus, Hepatitis A, Polio and Typhoid are recommended, **the Rabies vaccination is also essential.** Please also note that if any of your own onward travel plans include spending time in or departing from Zambia (e.g. Livingstone Airport) then you will be required to show proof of Yellow Fever vaccination when arriving in South Africa, even if you are only in transit to your final destination.

Northern Botswana is a malarial zone, therefore malaria prophylaxis (e.g. Lariam, Malarone, or doxycycline) is required and insect repellent is essential. Maun has a number of well-stocked pharmacies.

Health care in Botswana is good but medical facilities and communications are limited outside urban areas. For serious medical treatment, medical evacuation to (usually to Johannesburg, South Africa) may be necessary. Private hospitals will not treat patients unless they can pay and health care may be expensive. Outpatients must pay cash before receiving treatment. Emergency patients will only be accepted if they have full insurance cover.

It is advised that you drink only bottled water – which is freely available at the clinic and your accommodation.

Travel insurance

It is essential that you obtain comprehensive travel insurance for this project which covers you for working with animals. [Worldwide Veterinary Services](#) recommends the use of Go Walkabout: www.go-walkabout.co.uk

It is also advisable to have travel insurance which covers you for costs or inconvenience incurred as a result of late, delayed or cancelled flights. Air Botswana has a poor punctuality record and therefore there are occasions when delayed planes result in missed international connections.

ON ARRIVAL

Please make sure you **communicate all travel details and changes** to MAWS, as volunteers will be met at Maun Airport by a MAWS representative. Please also advise international flight details in case of delays.

On arrival you will be collected from the airport and taken to the clinic or your accommodation; a MAWS representative will talk you through orientation while answering any questions you might have.

Please also note that (due to overlaps between volunteers leaving and arriving) there may be days when the clinic is a little overcrowded. We try to avoid this as much as possible but the sheer logistics of volunteers' flight details means that you may arrive and find that for the first day or two, the clinic is operating at capacity. We apologise if this is the case during your visit but please ask you to take this time to familiarise yourself with our protocols... or to familiarise yourself with our committee member Mervyn's adjacent swimming pool, sun loungers and river view!

Accommodation

Dedicated self-catering accommodation is provided free of charge. Our **air-conditioned** three-bedroom cottage (two single rooms, one twin room) is situated within the grounds of one of our member's houses, and is therefore very safe and secure. **Please note:** you will be expected to share your accommodation with members of the opposite sex, although opposite sexes will not be expected to share the twin room.

You will be extremely well looked after during your stay, and your lodgings include fresh **linen, laundry** facilities, **ironing** and **cleaning**. Please nominate a member of your team who will be responsible for advising MAWS (in plenty of time) if cleaning items or toilet paper needs replenishing.

In other areas accommodation will vary and volunteers should be prepared to camp if necessary. MAWS will supply camping equipment when required.

Food and beverages

MAWS will provide **self-catering** ingredients for breakfast, lunch and dinner as your accommodation will have cooking and refrigeration facilities. We will also provide home-cooked frozen meals to make life easier after a long day in the clinic.

Breakfast items typically consist of toast, preserves and cereals. Lunch tends to be sandwiches, cold meats and salads, while dinner options comprise rice, potatoes, pasta, vegetables and meat. There is flexibility within this but these are the staple items we supply.

Please note that much of the food is generously supplied by Maun's retailers. This means that we can't be too choosy as we have to take what we are given. As a cattle rearing country, beef will feature highly on the menu, with the occasional chicken dish. As a landlocked country all fish needs to be imported and therefore, with the exception of canned tuna, we do not provide fish to our volunteers.

Please also bear in mind that the vast majority of our fresh fruit and vegetables are imported by road from South Africa. This limits both the availability and quality of the produce, something we can do little about. Sometimes we really can't source something as simple as salad items or carrots – this is beyond our control.

WHAT WE SUPPLY	WHAT WE CAN'T SUPPLY
Tea (Five Roses or Rooibush)	Decaffeinated or speciality tea
Coffee (Nescafe Classic)	Decaffeinated or speciality coffee
Water (filtered water)	Sparkling, soda or flavoured water
Biscuits	Other snack items e.g crisps/nuts
Orange cordial (Oros)	Fruit juice – fresh or UHT
UHT milk (usually full fat)	Fresh milk, low fat/skimmed, soya milk
Eggs	Yoghurt, other dairy produce
Margarine	Butter or low fat spreads
Bread and rolls (usually white)	Speciality bread e.g. Low GI or gluten-free
Sugar (brown or white)	Non-nutritive sweeteners e.g. Canderel
Cheese (cheddar or gouda)	Soft or speciality cheeses
Sandwich ham, salami	Bacon, speciality cooked meats
White rice	Brown or wild rice
White pasta (usually macaroni)	Wholewheat pasta, other types, gluten-free
Salad (lettuce, cucumber, tomato, peppers)	Imported salad items
Seasonal vegetables (potatoes, butternut, carrots)	Imported vegetables
Seasonal fruit (apples, bananas, pears)	Imported fruit
Tinned tomatoes, baked beans	Other canned items
Canned tuna in oil/brine	Other fish (fresh, frozen or canned)
Ketchup, mayonnaise, salt and pepper	Chutneys, other condiments

Please notify us in plenty of time if you have any **specific dietary requirements**. These include, but are not limited to:

- Vegetarian / Vegan
- Diabetic / Allergies
- Avoidance of certain food/meat items for religious reasons

If you have dietary requirements such as gluten/wheat/lactose intolerances then please be aware that you may need to bring food items with you, or purchase them yourself in Maun. Please also be aware that these items are only stocked in a handful of Maun's supermarkets, and often run out quickly. If you have any queries please discuss these with your volunteer application coordinator (usually Ally) before you arrive.

Whilst we provide everyday provisions, volunteers should go prepared to pay for some of their meals if appropriate (e.g. if you go to a bar or restaurant).

Please nominate a member of your team who will be responsible for advising MAWS (in plenty of time) if the self-catering food needs replenishing.

Tea, coffee, (plus reasonable amounts of milk, sugar and snacks) and bottled water are also provided. Unfortunately we cannot afford to provide soft drinks (e.g. coke or lemonade) free of charge to volunteers.

Transport

Volunteers will have access to a vehicle should they want to go shopping or local sightseeing out of hours. Please look after the vehicles – maintenance absorbs a considerable amount of our funds so we would be grateful if you take this into account when driving. Fuel absorbs even more so we have reluctantly had to impose a token fee of P2 per kilometre if the vehicles are being used for non-clinic purposes.

Our vehicles all have third party insurance cover, but please note that if you damage or prang the vehicle you will be responsible for organising and paying for its repair. Knocking off a wing mirror or reversing into a pole and denting the bumper may seem like a minor issue, but for a charity which has extremely limited funds these repair costs can make the difference between us managing to pay salaries at the end of the month or not. Therefore we have to reluctantly insist that "you bend, you spend".

Communications

MAWS has two dedicated mobile phones that allows volunteers to contact MAWS members to organise transport arrangements and so forth. You are welcome to pass these numbers (+267 73 573 774 and +267 76 499 440) to friends and family if they wish to contact you, but no international outgoing calls please! International phones should be able to pick up a roaming signal so your own phone should work as normal.

Please note: many of the neutering sessions are performed in remote, outlying areas which often do not have cell phone coverage.

There is currently no internet access at the clinic or your accommodation. Maun has numerous cafes and restaurants which offer free/paid internet access, and you are welcome to head into town after work to use these facilities. Options include Wimpy, Barcelos, Kalahari Coffee Shop, PostNet and many more.

Urgent messages from your friends and family can be passed on via info@maunanimalwelfare.com. These will usually be passed on within a few hours. Remind your friends to visit www.facebook.com/4MAWS for updates.

Lodge visits

We appreciate the time, effort and money it takes to travel to Botswana to help us with our programme. As a result, we endeavour to send our volunteers into the region's safari lodges so they can enjoy some relaxation plus the opportunity to witness, firsthand, some of the magnificent wildlife our outreach programme aims to protect. Please note that these trips are donated by our local safari outfitters and are therefore **not guaranteed**.

Should you be lucky enough to receive complimentary lodge accommodation then the following applies:

- You will be responsible for the airport taxes incurred when leaving from Maun or Kasane (BWP 50)
- The cost of all alcoholic beverages consumed in the lodges will be your responsibility
- We will do our utmost to get you a complimentary seat on a plane, but if this is not possible you may be asked to pay a subsidised 'staff seat' rate of around BWP 300 per sector – a significant saving on the tourist rate of US\$ 200 per sector.

If you fly into the lodges it is likely you will find yourself in a small Cessna aircraft. In this case baggage restrictions are as follows: Each passenger is limited to one soft-sided bag, weighing no more than 20 kg, plus a typical sized camera bag. Bear in mind the door to the aircraft luggage pod is only 70 x 25 cm. Soft type duffel bags are ideal and indeed are required. These can be organised in Maun if required.

WHAT TO EXPECT

On arrival in Maun you will first (usually) be taken to our dedicated clinic for orientation – please note that this introduction may be performed by another vet volunteer. A MAWS member will take you to the clinic (or your accommodation for those arriving on late flights) but on your first working day you will be expected to drive yourself to the clinic so **please remember your driving licence!**

At the clinic you will be shown the operating facilities and talked through what you can expect.

Please remember that none of our members have formal veterinary training so the drug protocols we discuss with you have been put together by our local private vets. We have a good working knowledge of veterinary protocols but will be expecting you to **respect our operating and anaesthesia procedures** which have been developed by experienced vets after intensive field research.

Should you wish to make **any** amends to the protocols, please discuss first with Lazarus and then call a MAWS member for confirmation. You may feel that your protocol is better for a variety of reasons but please respect the fact that our protocols have been put together to also accommodate drug cost and availability.

During orientation one of the critical questions you will be asked **how many dogs must be brought in for you to sterilise per day**. Take your situation into consideration: it takes a while to become comfortable with using injectable anaesthesia, and from time-to-time there may be no vet nurse available to do your anaesthetics for you. It is better to start with a smaller number and work your way up as your confidence grows. Most volunteers seem happy to start with about 4-6 dogs and work their way up to 8-10 dogs per day.

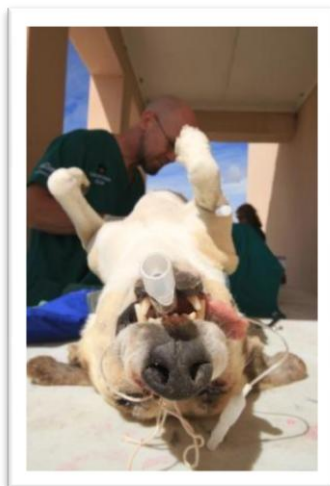
Remember, don't rush yourself. If you can't finish the number of dogs for the day, don't panic, they can be done the next day and the volunteers can be asked to bring fewer dogs for the following day.

While operating in Maun most operations will be dog spays, whereas when you work in the villages you will tend to operate on more males.

Clinic facilities

MAWS has built a dedicated (and air-conditioned) operating room in the grounds of MAWS member Mervyn Palmer's house. It features two operating tables and most of the facilities you would expect from a basic clinic.

Outside of Maun, surgery may be carried out in the field under very rudimentary conditions. You will be required to work as aseptically as possible given the conditions - which may be challenging. Volunteers may find themselves operating under a baobab tree in the African heat, or enduring rain showers during surgery!





Clinic staff

Supporting staff at MAWS' clinic:

Lazarus Setlhare (mobile 73 708 679)

Lazarus is our Clinic Coordinator and has a BSc in Animal Health plus a wealth of clinical experience. Laz is in charge of the MAWS clinic and we ask you to please respect this; if Lazarus is unhappy with something, he has good reason to be. Lazarus knows our anaesthetic protocol inside-out and performs vet nurse functions. He also performs day-to-day duties such as the stock-take of drugs and consumables, looking after the appointment books, fielding emergency calls and general tasks.

Cephas Taru (mobile 72 874 839)

Cephas is a nursing assistant (he worked as an animal health inspector in Zimbabwe but is in Botswana until opportunities improve at home). He is an essential member of the MAWS team and is great with catheters, surgical preparation, sterilising of kits and general clinic maintenance. He is also very good at handling the dogs and will fetch and restrain them for you.

Nation Kandondi (mobile 71 519 399)

Nation is Motswana and very respected in the community. He supplies the dogs in the morning and takes them home (suitably recovered from the surgery and anaesthetic) at the middle/end of the day. He is an excellent dog handler but has little veterinary experience in comparison to Cephas. Nation works for Mervyn and has other duties to attend to, but can comfortably supply 10 dogs per day. His English is not great so if in doubt, please ask Lazarus to make sure Nation understands your request.

Please liaise with the team so they know your requirements. Make sure Cephas and Lazarus know if you want a dog kept overnight for observation or to go home on medication. It is also essential that you are happy that the dogs are sufficiently recovered before they are taken home – if not Cephas and Lazarus must stay until 5pm as per their agreed hours. They can decide amongst themselves whether one of them or both of them stay.

Lazarus, Cephas and Nation work from 8am to 5pm. Cephas and Nation take their lunch break from 1-2pm and Lazarus will take his at a different time to ensure continuous clinic cover. Please try and fit into their schedule.

Common diseases

The majority of dogs are affected by Ehrlichia (tick bite fever) and as a result will bleed more than usual. Do not underestimate this statement – without fail, all volunteers are taken aback at how much the dogs bleed. Nevertheless, the volunteers soon get used to it and the dogs are rarely adversely affected by this blood loss.

Many animals have fly wounds, particularly on the ears, which may be infected.

Cases of TVT (Transmissible Venereal Tumours) are also seen. The treatment consists of once a week **strictly IV** injections of Vincristine for three to four weeks (more information below).

Vincristine

Vincristine is a vinca alkaloid type drug that is formulated for use in humans. It is often prescribed by veterinarians as an extra-label treatment method for canine cancers of various types. The drug itself functions by targeting cells that divide quickly, such as cancer cells. It binds to the proteins of these cells and inhibits them from dividing, effectively killing off the cells and preventing further growth.

Dosage is 0.33 ml per 10 kg - based on dosage of 1 ml per 1 square metre body surface area which is approximately 30 kg. This must be given after sterilising the dog.

Side effects of Vincristine

One of the concerns surrounding Vincristine is that it is impossible to direct the drug toward certain cells over others. While it generally targets fast-dividing cells, cancerous growths are not the only things that are affected. Hair cells and gastrointestinal cells also divide and replicate quickly, and it can be very difficult to control the effects of Vincristine.

Effects on the hair and gastrointestinal lining

Because a dog's hair and gastrointestinal lining are also affected by Vincristine, both of these systems tend to suffer from inhibited growth and other damage as well. While this commonly results in hair loss, which isn't generally a serious concern, the effects on the gastrointestinal lining may be serious. Vincristine may cause ulcers, internal bleeding and other damage to the stomach and intestines. As a result, it is important to monitor the dog's gastrointestinal health while taking Vincristine. This drug should not be provided to dogs with known gastrointestinal conditions.

Effects on the skin

Vincristine is intended for intravenous injection only. It can cause damage to skin cells if it is injected in the wrong location, and may cause gangrene or necrosis in other areas of the body. Vincristine is to be administered intravenously, ideally, through a properly placed catheter. Flush the catheter with saline to ensure proper placement before injecting Vincristine.

Other side effects

Vincristine may also cause a number of alternate side effects. These are generally milder than those listed above and include: nausea, disorientation, weakness, vomiting, diarrhoea, seizures, liver damage.

Vincristine can help to halt the growth of harmful or fatal tumours in the dog's system so the side effects are outweighed by the benefits. Our recommendation is to NOT give Vincristine to an animal at the same time as a complicated or higher risk surgery (i.e. pregnant spays, excessive blood loss, etc.) Note the dog and wait a couple of weeks and go back and give it: it is much safer.

Treatment

Surgery will be carried out under injectable anaesthesia - usually Domitor, Ketamine, Diazepam, Thiopentone, but may vary depending on what is available. All animals receive antibiotics and pain relief and are treated for internal and external parasites.

Please note: you will be expected to document all drug usage as we are audited by government veterinary representatives from time to time.

Anaesthesia procedure for surgery

A table of the premed and anaesthetic protocol/dosages according to weight of dog has been printed out and stuck on the clinic wall. It is also appended to this document.

We use Xylazine IM to sedate the dogs. After about 5 minutes we give them Ketamine and Mobic (meloxicam) or Ketofen IM. Once they are asleep they are catheterised and given Diazepam IV. After this the dogs get a long acting penicillin, Ivomec, and vaccinations.

If you need to top up on the anaesthesia you can use a Diazepam and Ketamine top-up or you can use Thiopentone. Our local vet prefers to use the Thiopentone as you get much quicker results. It is made up to 5% (100 ml of sterile water per bottle). For the average 20 kg dog she gives 0.5 ml to 1 ml IV depending on how awake the dog is. This can be repeated as many times as is necessary during the op. Always give the dog half a minute to go back to sleep. Make sure that the vein isn't blowing if you don't get results. If this happens place a few mls of sterile water in the area that the Thiopentone is in.

If you prefer to try the Ketamine: Give a quarter of the initial Ketamine dose plus a full dose of the initial Diazepam dose. If the dog still isn't sleeping swap to the Thiopentone. Heavily pregnant dogs often don't sleep well on the initial GA.

Each animal is moved to recovery and sprayed with flea protection and post surgical wound protectant. The exception is cats; **do not use the flea spray on cats** as the product contains pyrethrens that are potentially toxic to cats.

Drug cupboard

The anaesthetics are in the top cupboard (Ketamine, Xylazine, Diazepam, Thiobarb, Euthanase). The rest of the drugs are in the lower cupboard. There are various anti-inflammatory/analgesics (top shelf) and antibiotics (middle shelf) drugs in the cupboard. IV fluids and admin sets are on the open shelves near the fridge.

IMPORTANT: The vets must hold the drug cupboard keys **at all times**. If the vets leave the clinic at any point (e.g. to operate outside of Maun), please drop the drug cupboard key at one of the following places:

Okavango Pharmacy: in the centre of town by Shoprite and Woolworths.

Rob Jackson Veterinary Clinic: on the main road towards town, turn left at sign for Maun Rest Lodge

Chris Carey, Medi-Help Clinic: on the main road towards town, turn right just before the airport road

Blades and gloves

We usually carry size 10 or 15 surgical blades, and a variety of gloves. **Please advise your glove size in advance** so we can ensure we carry sufficient stock.

Testimonial

"The MAWS clinic provided us with a variety of suture materials, but had recommended using cat-gut and nylon as the primary options. We brought along several packs of Monocryl and PDS, and these were used up quite quickly into the proceedings. We also found in a storage locker a variety of different sizes and types of alternate absorbable and non-absorbable sutures with which we also experimented. We were hesitant to be using non-absorbable nylon in subcutaneous tissues (because it's what we learned in school!). The argument provided by MAWS as well as by the local veterinarian, Rob Jackson, was better longevity if non-absorbable sutures were used, plus the nylon suture would create a prominent tissue reaction/scar that would help identify the patients, especially females, as having already been sterilised. We found a significant number of monorchid and cryptorchid dogs, so mere absence of visible testes did not necessarily confirm sterilisation.

After a moderate amount of trial and error, including one full dehiscence, we opted to give the nylon/gut combo a try, and found that, as per previous vets' experience, it seemed to do the job quite well. We used gut for the pedicle and uterine ligatures - generally double transfixation ligatures - as well as in the subcutaneous layer, and closed the linea and intradermal layers with nylon - usually 2-0 gauge. The drawbacks we can foresee with this would be irritation or inflammation caused by a non-absorbable suture placed SQ, as well as lack of follow-up care to see exactly how well these incisions healed and what kind of reaction the nylon was creating."

Canadian Animal Assistance Team. April 2011 (www.caat-canada.org)

Preparation

There are electric clippers as well as hand-shaving equipment. Cephas and Laz know how we prep the dogs. Prep with 5% Chlorhexidine (diluted with 50% water) and a surgical spirit spray. We use ET tubes but the cuffs are dodgy at times. As we administer a drug to a particular dog, we record the dosage on the form (daily work sheet) provided - this is self-explanatory. We supply a vaccination/sterilisation certificate for every dog.

Surgery and suture use

The spay technique is up to you. We use Catgut to tie the ligatures and close with Nylon. Nylon 1 USP for the muscle layer/linea alba and Nylon 2/0 USP for the subcut and intradermal layer. We normally put a few skin sutures with the 2/0 Catgut. You can use any material available. There is occasionally donated Vicryl and PDS. Please don't use Nylon, Vicryl or PDS in the skin as we have had a lot of post-op problems with this.

Please work sparingly with the suture materials especially the catgut, as these are very expensive. As standard we use the following as it is all we can afford.

Chromic catgut (Kyron) or Medigut (Lakato) USP 0 / USP 1 / USP 2/0

Dafilon Blue (Kyron) or Monofilament Nylon (Lakato) USP 0 / USP 1 / USP 2/0

You are welcome to bring donated Vicryl or PDS, 0, 1 and 2 if you are able to source it. Please contact us for advice should you be able to bring in large quantities of donated materials. There is a supply of suture needles – large and medium-sized, triangular cutting and round-bodied. Please stretch out the life of these needles.

Recovery

The dogs recover initially on a blanket in the prep section of the clinic and are then put into cages. Please check that they all have blankets and water. Please place any dogs that need it on fluids (any heavily pregnant dogs, dogs with bleeds during ops, thin anaemic young dogs). There are ringers and saline available; we normally share a bag between three dogs.

Please note that most of our volunteers express amazement at how hardy our village dogs are. In the western world much care is taken (and rightly so) to oversee recovery after surgery. We obviously do pay great attention to our dogs' post-surgical welfare, but you will be amazed at how well (and how quickly) they recover from anaesthesia, and how virtually none of them lick out or worry at their sutures.

Compromises

We re-use needles and syringes as far as possible. Each multi-dose bottle has a needle inserted at the beginning of the session for drawing the medication up. We re-use the needles and syringes – one syringe per substance per day, obviously within reason. We use clean syringes for the Diazepam (IV) as it often tends to get blood in. Note: 1 ml syringes are a lot more expensive than 2/3 ml syringes so please use these sparingly. The Diazepam is very safe so please use 2/3 ml syringes for this as you don't need to be that accurate with it and can very safely give a double dose.

Sterilising Instruments

We use a pressure cooker to sterilise instrument packs. They need to be sterilised at between 15-20 units (on the gauge) for about 40 minutes. If you are unfamiliar with these sterilisers, please ask Cephas. When working in Maun we use one pack per dog and re-sterilise during the day as needed. You should be able to put 10 sterile packs together with the current instruments. During village work we use one kit every 3/4 dogs for practicality reasons.

ESSENTIAL NUMBERS & PEOPLE

Clinic staff

Lazarus	73 708 679
Cephas	72 874 839
Nation	71 519 399
Clinic phone	73 573 774 (held by volunteer vets hence not always manned)
Volunteers	76 499 440 (held by volunteer vets hence not always manned)

MAWS

Whilst MAWS has many members, below are the people you are most likely to encounter during your visit. Everyone helps out in a variety of ways, and the below just introduces some of their MAWS activities.

Tana Hutchings 71 657 443

Tana is in charge of the day-to-day running of the clinic and is the 'go-to' person for policy questions – and if you need to ask where anything in the clinic is, she knows. Tana also orders the drugs and looks after consumables, so **please let her or Lazarus know in plenty of time if supplies are getting low**. She also drops off and collects village dogs, and is usually the one supplying the emergency cases from around Maun.

Ally Lamb 72 902 381

You'll have dealt with Ally before your arrival as she coordinates our inbound volunteers. She spearheads the majority of our fundraising and awareness campaigns, looks after our website, Facebook and marketing, and is currently trying to improve our educational material, processes and protocols. If for any reason Tana is unavailable, please call Ally as she is second-in-command for policy and clinic questions.

Mervyn Palmer 71 651 131

One of the founding members of MAWS, Mervyn is a driving force in its continued success. The clinic is situated on Mervyn's property and volunteers will often be greeted by Mervyn (and her countless dogs) when they arrive at the clinic each day. Mervyn has been in Maun forever and knows everyone – and as a result she invariably organises the outreach trips and many of the complimentary bush trips we try to procure.

Virginia Keys 71 778 806

The volunteers' accommodation is situated on Virginia's property, and you will get to know her and her 18 dogs and cats well during your visit. Virginia's husband, Jan Possemiers, is an unsung hero and is always on hand to fix MAWS' broken cars and washing machines.

Marie Van Meer 71 754 030

Marie runs a café, French Connection, a short distance from the airport. She raises her own money through second hand book sales which she uses to fund private vet treatment for injured dogs when we have no vets in town or for problems we can't treat. She is instrumental in homing puppies, kittens (and older animals) and she often drops off village or stray dogs for sterilising and vaccinating.

Other important numbers

Dr Rob Jackson (private vet)	71 303 919 / 686 2862
Dr Dikolobe (Government vet)	75 068 527 / 686 0236
Okavango Pharmacy	686 2049
Medi-Help Clinic	686 4084
Police	686 0223

WHY MAUN NEEDS MAWS

Maun is one of the largest towns in Botswana (population approx. 70,000) and serves as the country's tourist capital due to its location at the gateway to the world renowned Okavango Delta, a unique and unspoilt haven for wildlife.

Botswana's rural development depends almost entirely on the rich natural resources and wildlife for which the country is internationally recognised. However, these wildlife resources are severely threatened by uncontrolled domestic dog populations, through the spread of common infectious diseases and their unrestrained hunting of native wildlife.

Disease risk

There are numerous examples of the devastating impact that domestic dog diseases such as rabies and CDV have had on African wildlife. Unmanaged domestic dog populations have been named as the principal host for the rabies virus, which can affect all mammalian species (Baer and Wandeler 1987).

From 1991-1992 over three-quarters of the critically-endangered Ethiopian wolf population in Bale Mountain National Park died from a rabies outbreak introduced by uncontrolled domestic dogs (Sillero-Zubiri *et al* 1996). A vaccination programme was instigated but the arrival of an unvaccinated dog in the area led to another outbreak in 2003/4. It is believed that the dog was accompanying its immigrant owners in search of seasonal grazing for their cattle (Randall *et al* 2004).

A 1994 outbreak of CDV resulted in the death of around one-third of the Serengeti lion population, one of Africa's largest and best known populations of this iconic species. The epidemic spread to numerous other species of carnivore including hyena, leopard and bat-eared fox (Roelke-Parker *et al* 1996). This outbreak led to a study by Cleaveland *et al* (2000) which concluded that higher-density domestic dog populations were a more likely source of the CDV infection than lower density pastoralist dogs.

African wild dogs

Populations of the highly endangered African wild dog have been decimated by controllable diseases. In 1990/1 the entire African wild dog population of the Serengeti was wiped out. Although the exact cause of this catastrophe was not known, rabies and CDV have both been implicated (Burrows 1992, Macdonald *et al.* 1992, Alexander and Appel 1994).

Three years later a CDV outbreak led to the death of 10 African wild dogs in Botswana's Chobe National Park (Alexander *et al.* 1996). Population numbers – already estimated to be less than 3,000 – were again severely affected in 1996 when a suspected rabies outbreak in Moremi Game Reserve killed over 100 animals in one month. Even captive populations are at risk if immunologically naive. Over a three month period in 2000/1 a captive breeding programme in Tanzania's Mkomazi Game Reserve lost 49 of its 52 African wild dogs through an outbreak of CDV (van de Bildt *et al* 2002). Although there were no domestic dogs present in the reserve, the possibility of such animals being the source of the outbreak was not ruled out due to the potential for spread via human or fomite contact.

Hunting

Wildlife species are also at risk from hunting by feral dogs. In 2005, a large pack of feral domestic dogs ranging in Botswana's northern Haineveldt was dispatched by the Problem Animal Control Unit of the Department of Wildlife and National Parks because of the large number of kudu the dogs were killing in the region. More recently there have been reports of feral dog packs devastating populations of ground nesting birds around Lake Ngami. The Botswana Predator Conservation Programme (BPCP) states that "these problems are common, increasing, and devastating to wildlife in Botswana. The importance of domestic dog control for the conservation of all wildlife, and large carnivores in particular, cannot be overemphasised." As a result of this, and of the overwhelming success of the MAWS campaign to date, the BPCP "strongly endorse the programmes of domestic dog spaying and healthcare" and "urge all concerned to support these truly important efforts."ⁱⁱ

General benefits

The positive effects of the programme do not end with the benefits to local wildlife brought about by a reduction in population numbers and disease incidence: rural societies in the local area have also benefited, and will continue to do so as the campaign gathers pace.

Increased awareness of MAWS and escalating public demand has come about through the direct impact that sterilising a dog has on its owner and the community in general. Sterilised dogs are less inclined to roam in search of a mate or the extra food that is required to fuel the continual cycle of mating, pregnancy and lactation. This leads to a sharp reduction in road traffic accidents involving such animals. The dog's loyalty and usefulness to the homestead improves and it becomes a fully integrated member of the household, providing companionship and protection for its owners. In addition, the risks to human health presented by uncontrolled domestic dogs, particularly unvaccinated animals, are reduced.

APPENDICES

Appendix 1: Anaesthetic Dosage Charts – Dogs

GA with
Ketamine/Xylazine/Diazepam

Weight	Xylazine IM 100mg/ml	Ketamine IM 100mg/ml	Diazepam IV 20mg/ml	Mobic IM 1.5ml	Peni LA SC 50ml	Ecomectin 1% SC 50ml	Thio IV ONLY 5%	Thio top-up IV ONLY 5%
5kg	0.1ml	0.5ml	0.15ml	0.1ml	0.5ml	0.1ml	0.5 - 1ml	0.2ml
10kg	0.2ml	1.0ml	0.30ml	0.2ml	1.0ml	0.2ml	1 - 2ml	0.4ml
15kg	0.3ml	1.5ml	0.45ml	0.3ml	1.5ml	0.3ml	1.5 - 3ml	0.6ml
20kg	0.4ml	2.0ml	0.6ml	0.4ml	2.0ml	0.4ml	2 - 4ml	1ml
25kg	0.5ml	2.5ml	0.75ml	0.5ml	2.5ml	0.5ml	2.5 - 5ml	1.2ml
30kg	0.6ml	3.0ml	0.90ml	0.6ml	3.0ml	0.6ml	3 - 6ml	1.5ml

ERR ON
THE SIDE may need
OF adjusting
CAUTION!!

Appendix 2: Anaesthetic Dosage Charts – Cats

Weight	Domitor/ Ket IM	Xylazine/ Ket IM	Morphine 10/15/20mg/ml	Buprenorphine 0.3mg/ml	Mobic 15mg/1.5ml	Carprofen (rimadyl)	Ketofen 1%
500g	0.08d/0.08k	0.08x/0.15k	0.1-0.5mg/kg-IM	0.006- 0.02mg/kg	0.3mg/kg	4mg/kg	0.2ml/kg
600g	0.08d/0.08k	0.09x/0.16k	or SQ q 6-8hrs	equals 0.1-0.33	SQ/PO	IV/SQ	SQ
700g	0.08d/0.08k	0.1x/0.18k	equals 0.01-0.05	ml/5kg	then 0.1mg/kg	then 1	if 10%
800g	0.08d/0.08k	0.12x/0.2k	ml/kg	IV/IM/SQ	q 24hrs	further dose	give
900g	0.08d/0.08k	0.13x/0.22k	2ml/10kg		0.1ml/3.3kg	2mg/kg	0.02ml/kg
1kg	0.1d/0.15k	0.15x/0.25k			initially		
1.2kg		0.18x/0.3k					
1.5kg		0.22x/0.33k					
2kg	0.16d/0.2k	0.25x/0.3k					
3kg	0.25d/0.25k	0.3x/0.4k					

4kg	0.3d/0.3k	0.35x/0.4k					
	top up 0.1d/0.1k						
	or could top up with diazepam iv						
2kg	0.04-0.1ml						
3kg	0.06-0.15ml						
4kg	0.08-0.2ml						

Antisedan-give half dose of domitor used

Appendix 3: Application Letter Template

[VET NAME]
[VET ADDRESS]

The Director
Ministry of Agriculture
Gaborone
Botswana

Dear Sir/Madam,

I am writing to apply for temporary registration to practice veterinary medicine and surgery in Botswana to assist Maun Animal Welfare Society in [MONTH, YEAR].


I can confirm that I will be working on a voluntary basis and that with this letter I have supplied certified copies of my qualification and registration certificates.

Yours sincerely

[VET NAME]
[VET QUALIFICATIONS]

Appendix 4: Example of an RCVS Certificate of Good Standing

RCVS (The Veterinary Council) Limited
Belgravia House, 52-64 Horseferry Road, London SW1F 2AF
T 020 7222 2001 F 020 7222 2001 E admin@rcvs.org.uk
www.rcvs.org.uk
Secretary & Registrar: Mrs J.C. Hill


Royal College of Veterinary Surgeons

World Wide Veterinary Services
14 Wimborne Street
Cranborne
Dorset
BH21 5PP

CERTIFICATE OF GOOD STANDING

NAME [REDACTED]

REGISTRATION NUMBER [REDACTED]

REGISTER ADDRESS
[REDACTED]
London
[REDACTED]

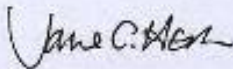
DATE OF REGISTRATION: 12/07/03

PRIMARY/REGISTERABLE QUALIFICATION: BVMS
UNIVERSITY: Glasgow


REGISTRATION STATUS
I hereby certify that the details above are contained in the Register entry for [REDACTED]
[REDACTED] is registered in the Register of Members maintained by the
Royal College of Veterinary Surgeons under the provisions of the Veterinary Surgeons
Act 1966. This member was admitted to the said Register by virtue of having been
awarded the above degree which is a qualification recognized for the purpose of
registration under the Veterinary Surgeons Act 1966 and which is a qualification
meeting the minimum training requirements set out in Article 38 and Annex 5.4.1 of
Directive 2005/36/EC. This entitles registration under Section 3 of the Veterinary
Surgeons Act 1966.

The current registration status of this Member is Home Practising

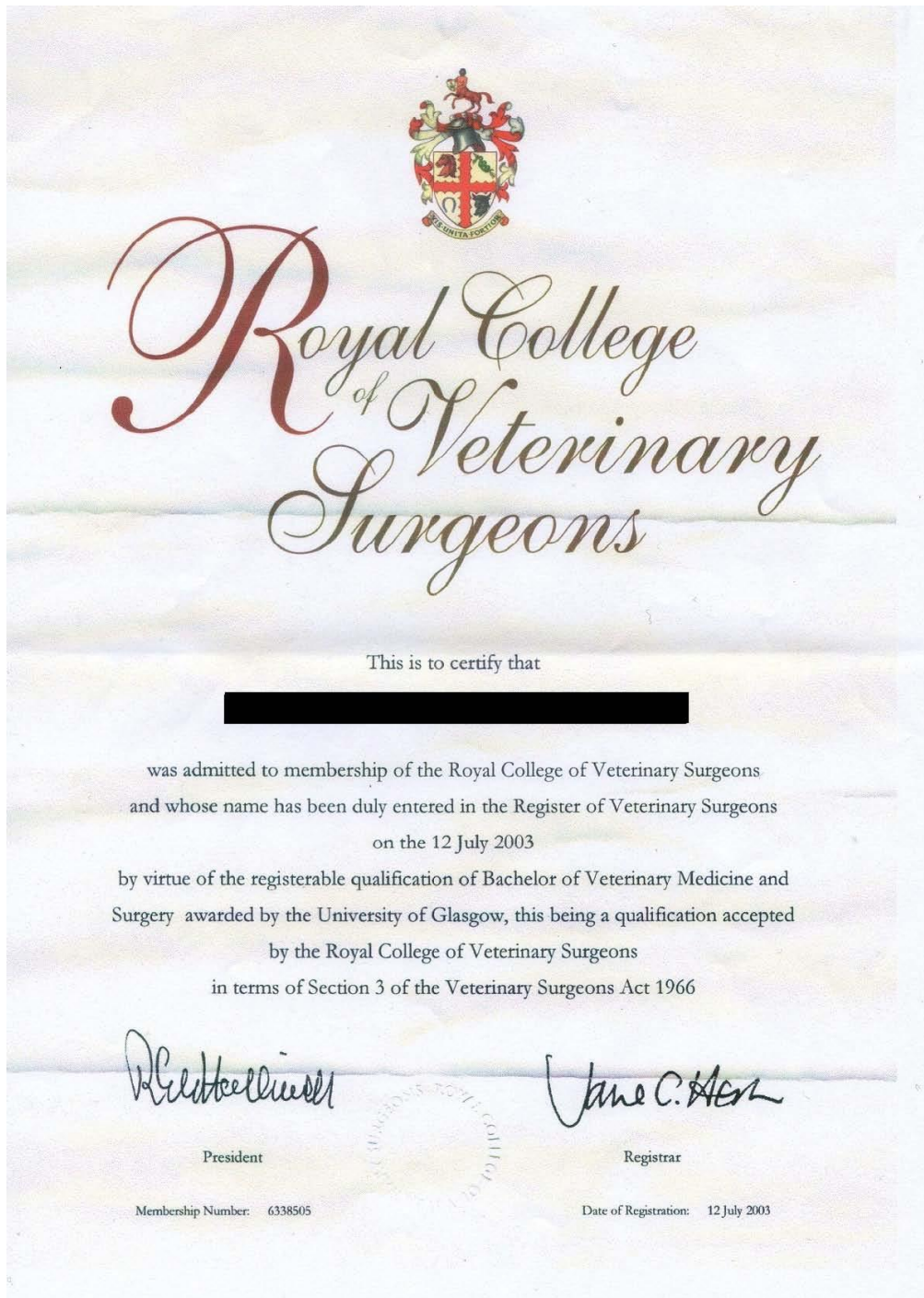
I know of no cause at the date of this certificate which might lead to the removal of the
above named from the Register and who to the best of my knowledge is in good
professional standing.


Secretary and Registrar

28 January 2011



Appendix 5: Example of RCVS Membership Certificate



Appendix 6: Donations Wishlist

Suture materials –

Chromic catgut (Kyron) or Medigut (Lakato) USP 0 / USP 1 / USP 2/0

Dafilon Blue (Kyron) or Monofilament Nylon (Lakato) USP 0 / USP 1 / USP 2/0

Vicryl PDS, 0, 1 and 2

Olsen Hagar needle holders size 14cm (Scissors including needle holder)

Olsen Hagar needle holders size 16cm (Scissors including needle holder)

Sterilizer/Autoclave

Autoclave bags (around 8x12 inches)

Compendium and formulary (Updated one)

Hair Clippers/Shavers

Cordless Clippers

Instrument Tape Identification

Artery forceps - straight or curved, 12 or 14 or 16cm

ET tubes from size 5-11

Spay hook

Surgical clipper blade for an Oster clipper

Scissors for nurses and surgical scissors

Vetrap 25mm

Crepe bandage 50mm to 100mm

Sterilising gloves size 6 1/2, 7, 7 1/2 and 8

Leads

Muzzles

Catch pole

Vaccination Cards

IV Cath 20g

IV Cath 22g

Syringes 1ml

Deworming Tablets (Dogs and Cats)

Anything for ticks and fleas (Dogs and Cats)

ⁱ Taken from 'Neutering to Conserve Africa's Endangered Wildlife' - Hannah Westen, International Projects Coordinator, Worldwide Veterinary Services